

BCPS STUDENT (Grades 6-12) CUSTOMER SURVEY 2024

run on 05/30/2025



surveys



BCPS STUDENT (Grades 6-12) CUSTOMER SURVEY 2024

run on 05/30/2025

Custom Survey

1 survey(s) 59290 response(s)
157 school(s) included

Report Filters

School:
N/A

Race:
N/A

Grade:
N/A

Gender:
N/A

Ethnicity:
N/A

Tag:
N/A

BCPS STUDENT (Grades 6-12) CUSTOMER SURVEY 2024

Demographics

Number of Responses | Percentages of Total Responses

1. Gender

| | | |
|----------------------|--------|-----|
| Male | 28,538 | 48% |
| Female | 28,677 | 49% |
| Other | 1 | 1% |
| Prefer not to answer | 1 | 2% |

58932 respondents

2. Race

| | | |
|----------------------------------|--------|-----|
| American Indian or Alaska Native | 1 | 1% |
| Asian | 16 | 5% |
| Black or African American | 21,143 | 37% |

| | |
|---|------------|
| Native Hawaiian or Other Pacific Islander | 1% |
| White | 18,078 31% |
| Multiracial | 5,828 10% |
| Other | 8,560 15% |

57397 respondents

3. Ethnicity

| | |
|------------------------|------------|
| Hispanic | 23,171 44% |
| Non-Hispanic or Latino | 21,791 41% |
| Prefer not to answer | 8,254 16% |

53216 respondents

4. Grade

| | |
|----------|-----------|
| Grade 6 | 8,764 15% |
| Grade 7 | 8,479 14% |
| Grade 8 | 9,314 16% |
| Grade 9 | 9,392 16% |
| Grade 10 | 8,894 15% |

Grade 11

7,674 13%


Grade 12

6,773 11%


59290 respondents

C. Safety

1. I feel safe at my school.



2. I feel safe getting to and from my school.



3. *Note: Remember, this survey is anonymous, please report any bullying concerns to a trusted adult at your school. The next 10 questions ask about bullying. Bullying is when 1 or more students tease, threaten, spread rumors about, hit, shove, or hurt another student over and over again. It is not bullying when 2 students of about the same strength or power argue, fight or tease each other in a friendly way. During the past 12 months, have you ever been bullied on school property?



No

50,685 85%

59290 respondents

4. The primary location on school property where I was bullied during the last 12 months was:

On the school bus

1 1%

In the classroom

30 6%

In the cafeteria

1 2%

In the hallway

1 3%

In the restroom

1 1%

Other school area

7 2%

Does not apply to me

50,471 86%

58983 respondents

5. During the past 12 months, have you ever been electronically bullied? (Count being bullied through texting, Instagram, TikTok, Snapchat or other social media.)

Yes

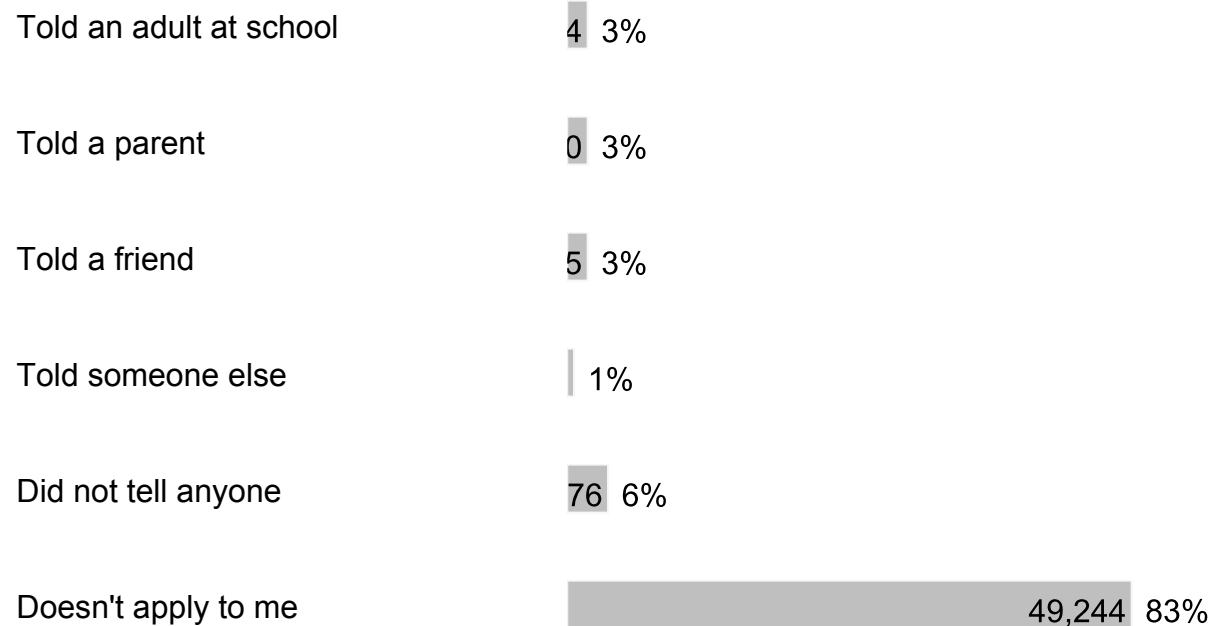
077 9%

No

54,213 91%

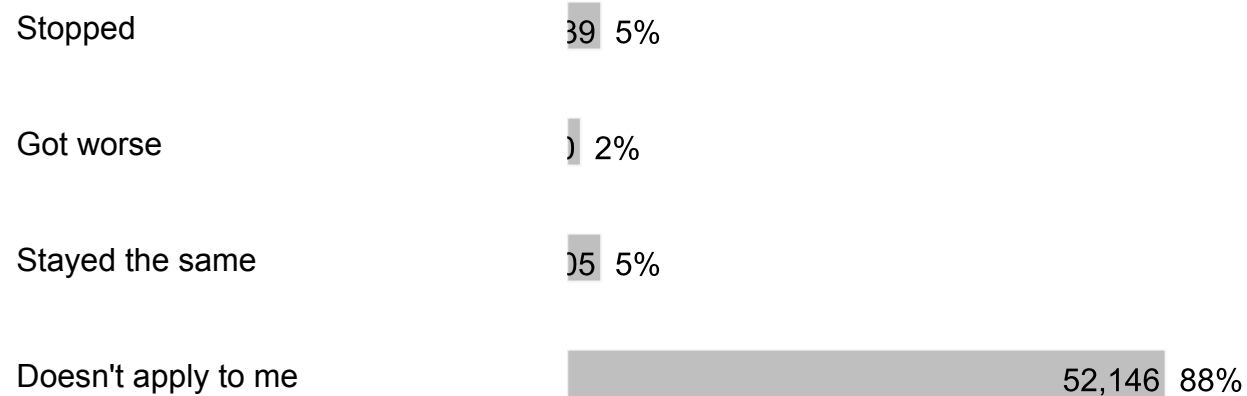
59290 respondents

6. After I was bullied, I:



59290 respondents

7. After I told an adult at school about being bullied, the bullying:



59290 respondents

8. A teacher or another adult at school taught our class about what bullying is this school year.

Yes 39,818 67%

No 19,472 33%

59290 respondents

9. I think bullying is wrong.

Strongly Agree 32,296 54%

Agree 16,602 28%

Neutral 7,747 13%

Disagree 1 2%

Strongly Disagree 5 3%

59290 respondents

10. I know different ways to intervene or help if bullying were occurring or going to occur.

Strongly Agree 12,925 22%

Agree 23,617 40%

Neutral 18,637 31%

Disagree 18 4%

Strongly Disagree 3 3%

59290 respondents

11. I would intervene or help if another student was being bullied.

Strongly Agree 12,717 21%

| | | |
|-------------------|--------|-----|
| Agree | 19,968 | 34% |
| Neutral | 20,876 | 35% |
| Disagree | 95 | 6% |
| Strongly Disagree | 4 | 4% |

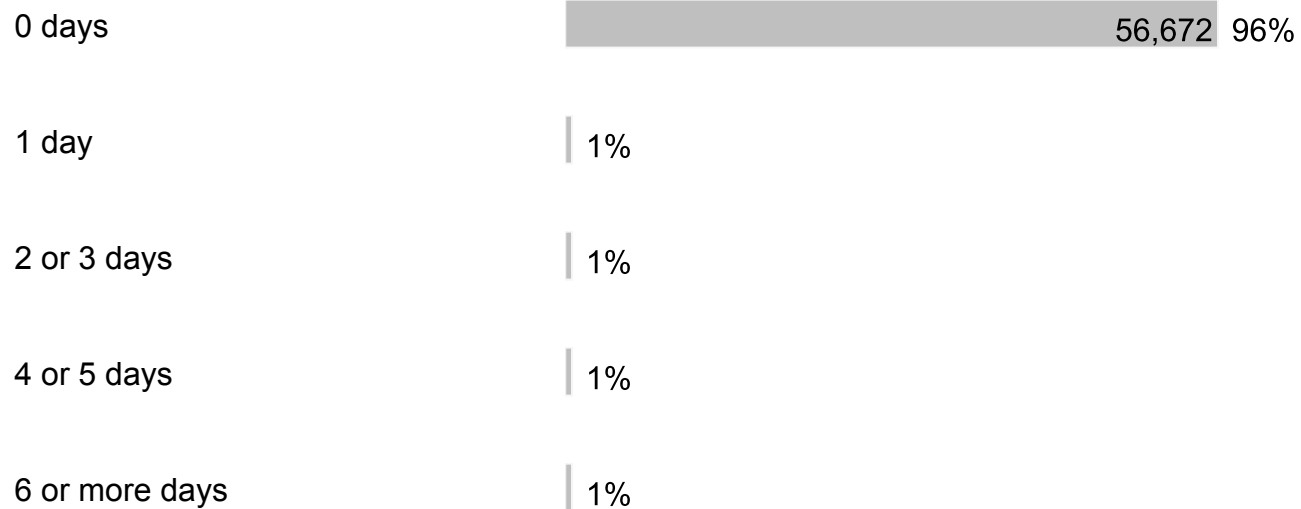
59290 respondents

12. What can adults do to help stop bullying at school?

| | | |
|--|--------|-----|
| Supervise the school better | 11,530 | 19% |
| Start a student patrol program | 97 | 6% |
| Make punishment for bullying more harsh | 15,435 | 26% |
| Intervene more when they see bullying or disrespect | 11,639 | 20% |
| Talk/teach about bully prevention and/or intervention in class | 8,811 | 10% |
| Help students work together and make friends | 219 | 9% |
| Teach and celebrate kindness and respect more | 9,959 | 10% |

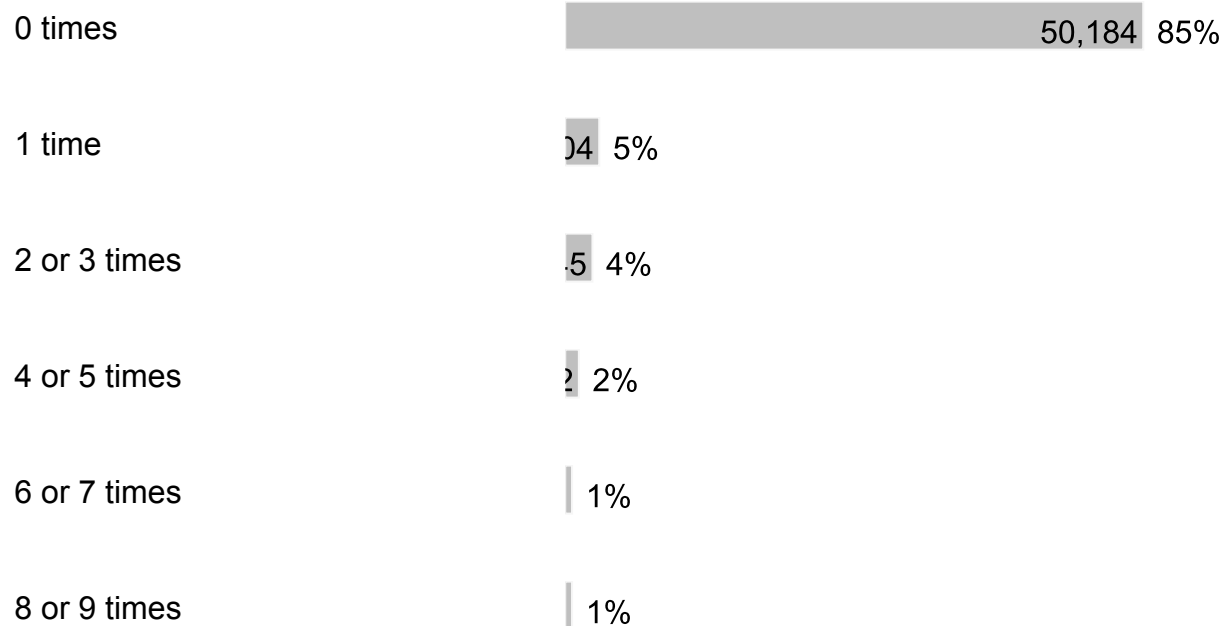
59290 respondents

13. During the past 30 days, how many days did you carry a weapon such as a gun, knife or club on school property?



59,290 respondents

14. During the past 30 days, how many times have you been threatened by another student at school?



10 or 11 times 0%

12 or more times 5 3%

59290 respondents

15. During the past 12 months, how many times were you in a physical fight on school property?

0 times 52,689 89%

1 time 2 4%

2 or 3 times 7 3%

4 or 5 times 1 1%

6 or 7 times 1 1%

8 or 9 times 0%

10 or 11 times 0%

12 or more times 1 1%

59084 respondents

16. During the past 12 months, how many times did someone you were dating or going out with physically hurt you on purpose? (Count such things as being hit, slammed into something or injured with an object or weapon.)

I did not date or go out with anyone during the past 12 months 32,174 54%

0 times 22,911 39%

1 time 0 3%

2 or 3 times 0 2%

4 or 5 times 1 1%

6 or more times 1 2%

59290 respondents

17. During the past 30 days, how many days did you have at least one drink of alcohol? (Alcohol includes drinking beer, wine, flavored alcoholic beverages and liquor such as rum, gin, vodka, whiskey, etc.) For the purpose of this question, drinking alcohol does not include drinking a few sips of wine for religious purposes.

0 days 54,758 92%

1 or 2 days 3 3%

3 or 5 days 1 1%

6 to 9 days 1 1%

10 to 19 days 1 1%

20 to 29 days 0%

All 30 days 1%

59290 respondents

18. During the past 30 days, how many days did you use an electronic vapor product? (Electronic vapor products include JUUL, SMOK, Suorin, Vuse, blu e-cigarettes, vapes, vape pens, e-cigars, e-hookahs, hookah pens, mods, etc.)

0 days 55,992 94%

1 or 2 days 1%

3 or 5 days 1%

6 to 9 days 1%

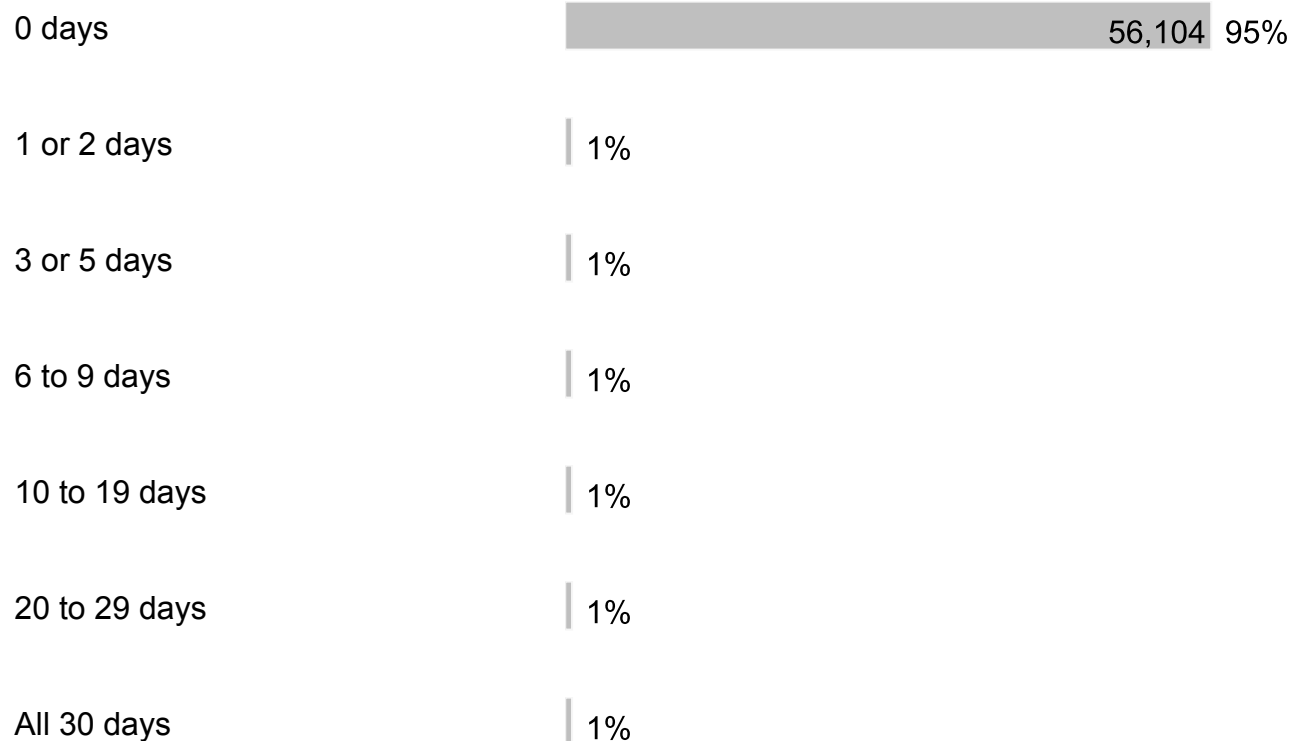
10 to 19 days 1%

20 to 29 days 0%

All 30 days 1%

59290 respondents

19. During the past 30 days, how many days did you use marijuana (also called pot or weed)? Do not count CBD-only or hemp products, which come from the same plant as marijuana, but do not cause a high when used alone.



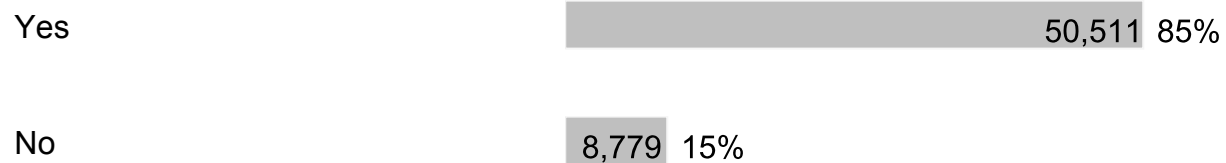
59290 respondents

20. During the school year, I participated in alcohol, other drug or tobacco prevention activities or lessons.




59290 respondents

21. I believe drinking alcohol is bad for your brain.



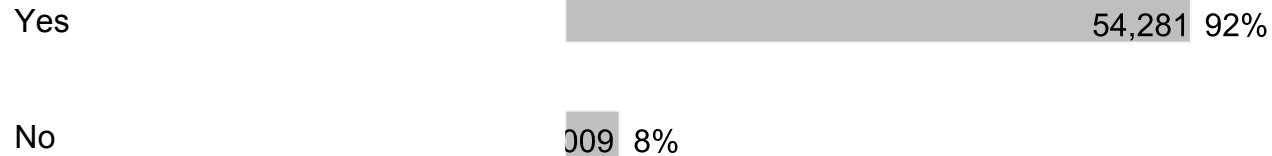
59290 respondents

22. In your opinion, what percentage of Broward County students in grades 6 - 12 choose not to drink alcohol?



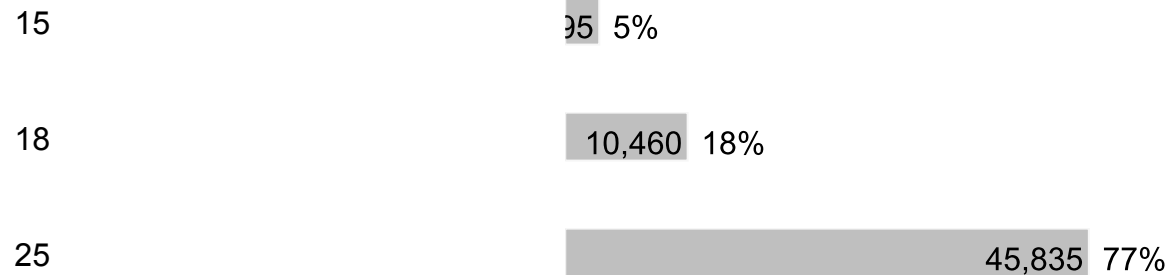
59290 respondents

23. I believe using drugs are bad for your health.




59290 respondents

24. At what age is a human brain fully developed?



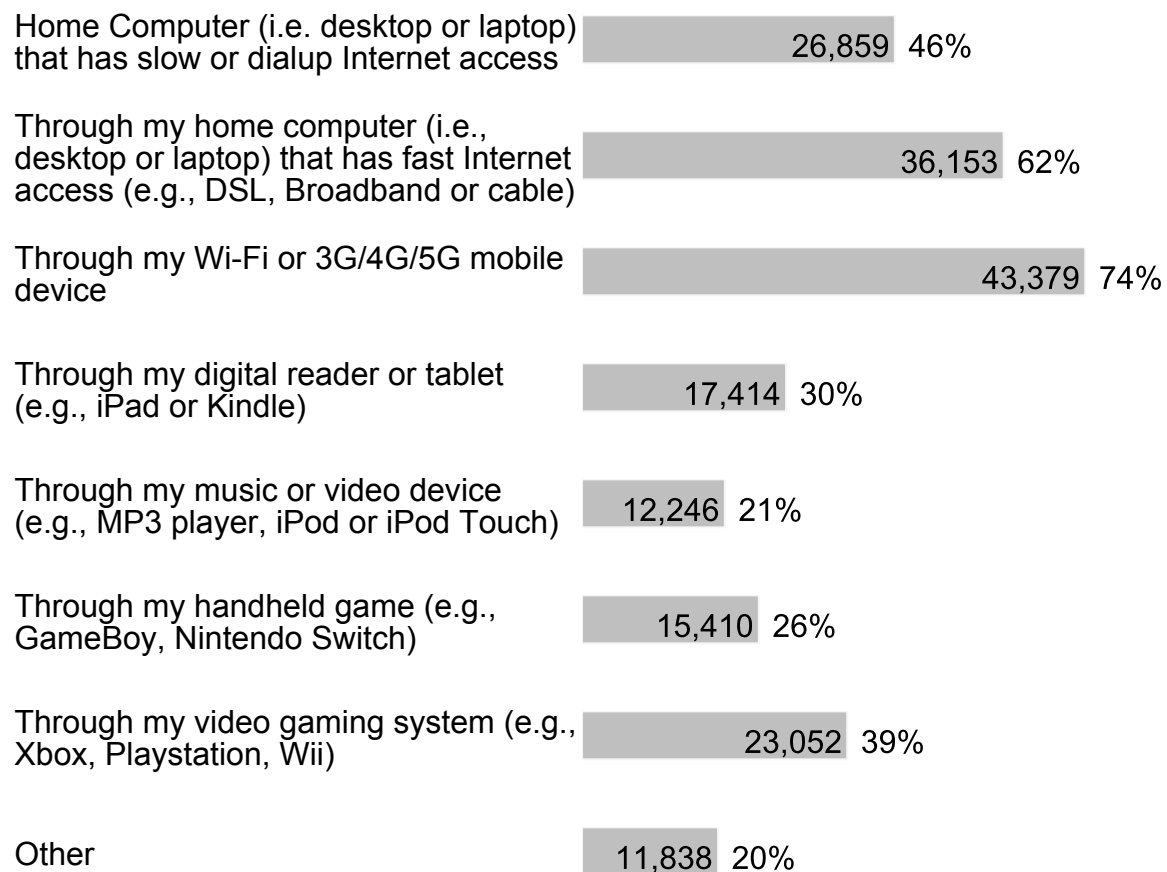
59290 respondents

25. My school is clean and well-maintained.



D. Equity

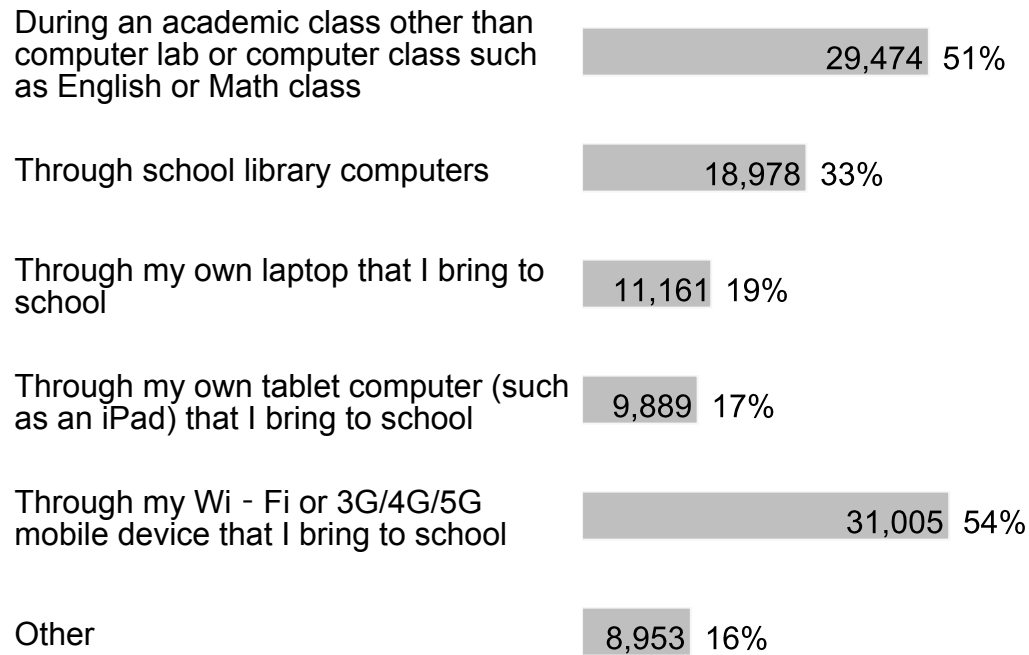
1. During a typical week, I have access to the internet at home in the following ways (check all that apply):



58613 respondents

2. During a typical school day, I have access to the internet at school in the following ways (check all that apply):

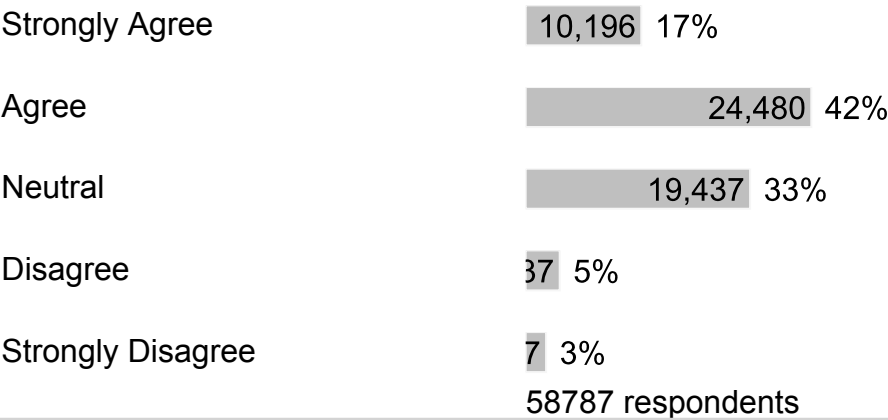




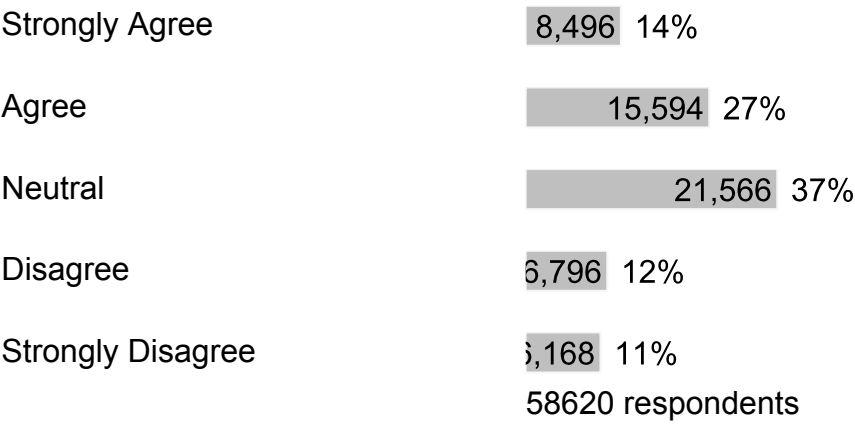
57536 respondents

E. School Support

1. My school provides sufficient material resources (books, supplies, technology, etc.) to meet my needs.




2. I would recommend my school to my friends.




F. Wellness Support

1. If I have a problem, I know who I can go to for help.



58820 respondents

2. In my school, students treat adults with respect.



58706 respondents

3. In my school, adults treat students with respect.

| | | |
|-------------------|--------|-----|
| Strongly Agree | 7,643 | 13% |
| Agree | 17,915 | 31% |
| Neutral | 23,796 | 41% |
| Disagree | 416 | 9% |
| Strongly Disagree | 941 | 7% |

58711 respondents

4. In my school, students treat each other with respect.

| | | |
|-------------------|--------|-----|
| Strongly Agree | 381 | 7% |
| Agree | 10,918 | 19% |
| Neutral | 26,965 | 46% |
| Disagree | 9,063 | 15% |
| Strongly Disagree | 7,358 | 13% |

58685 respondents

5. My school provides me the support that I need.

| | | |
|----------------|-------|-----|
| Strongly Agree | 7,255 | 12% |
|----------------|-------|-----|

| | | |
|-------------------|--------|-----|
| Agree | 19,873 | 34% |
| Neutral | 24,156 | 41% |
| Disagree | 1,094 | 7% |
| Strongly Disagree | 22 | 5% |

58400 respondents

6. At my school, the following programs/services are available (check all that apply):

| | | |
|--|--------|-----|
| Counseling | 41,887 | 72% |
| College and/or Career Planning | 28,924 | 50% |
| Family Counseling | 16,320 | 28% |
| Athletics | 41,887 | 72% |
| Pro-Social Clubs (e.g., Choose Peace, SAVE Promise) | 23,973 | 41% |
| Performing Arts | 32,888 | 57% |
| Mentoring | 20,737 | 36% |
| Academic/Social Clubs (e.g., SGA, Debate, NHS, First Priority, etc.) | 33,782 | 58% |

| | | |
|--|--------|-----|
| Peer Counseling/Peer Mediation | 30,067 | 52% |
| ROTC | 22,383 | 38% |
| Tutoring (e.g., push-in, pull-out, etc.) | 35,226 | 61% |
| Extended Learning Opportunities (ELO) | 19,030 | 33% |
| Other | 15,897 | 27% |

58193 respondents

7. At my school, I participate in the following programs/services (check all that apply):

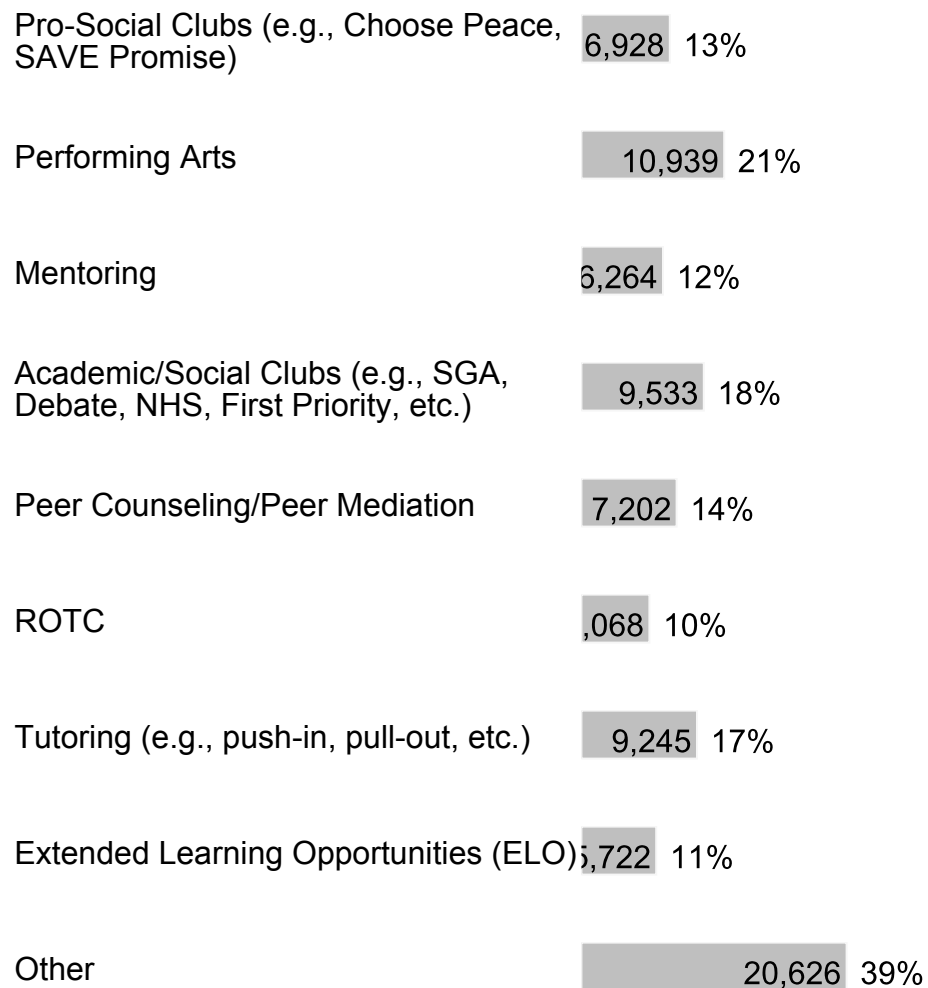
| | | |
|---|--------|-----|
| Counseling | 6,048 | 12% |
| College and/or Career Planning | 6,705 | 13% |
| Family Counseling | 56 | 6% |
| Athletics | 15,307 | 30% |
| Pro-Social Clubs (e.g., Choose Peace, SAVE Promise) | ,994 | 10% |
| Performing Arts | 9,282 | 18% |

| | | |
|--|--------|-----|
| Mentoring | 507 | 7% |
| Academic/Social Clubs (e.g., SGA, Debate, NHS, First Priority, etc.) | 10,301 | 20% |
| Peer Counseling/Peer Mediation | 1,124 | 10% |
| ROTC | 544 | 7% |
| Tutoring (e.g., push-in, pull-out, etc.) | 7,590 | 15% |
| Extended Learning Opportunities (ELO) | 23 | 6% |
| Other | 18,560 | 36% |

51854 respondents


8. These are the programs/services at my school that I value most or would value if they were available at my school (check all that apply):

| | | |
|--------------------------------|--------|-----|
| Counseling | 10,560 | 20% |
| College and/or Career Planning | 11,881 | 22% |
| Family Counseling | 3,089 | 11% |
| Athletics | 17,048 | 32% |



53,315 respondents

9. I am friends with other students at this school.

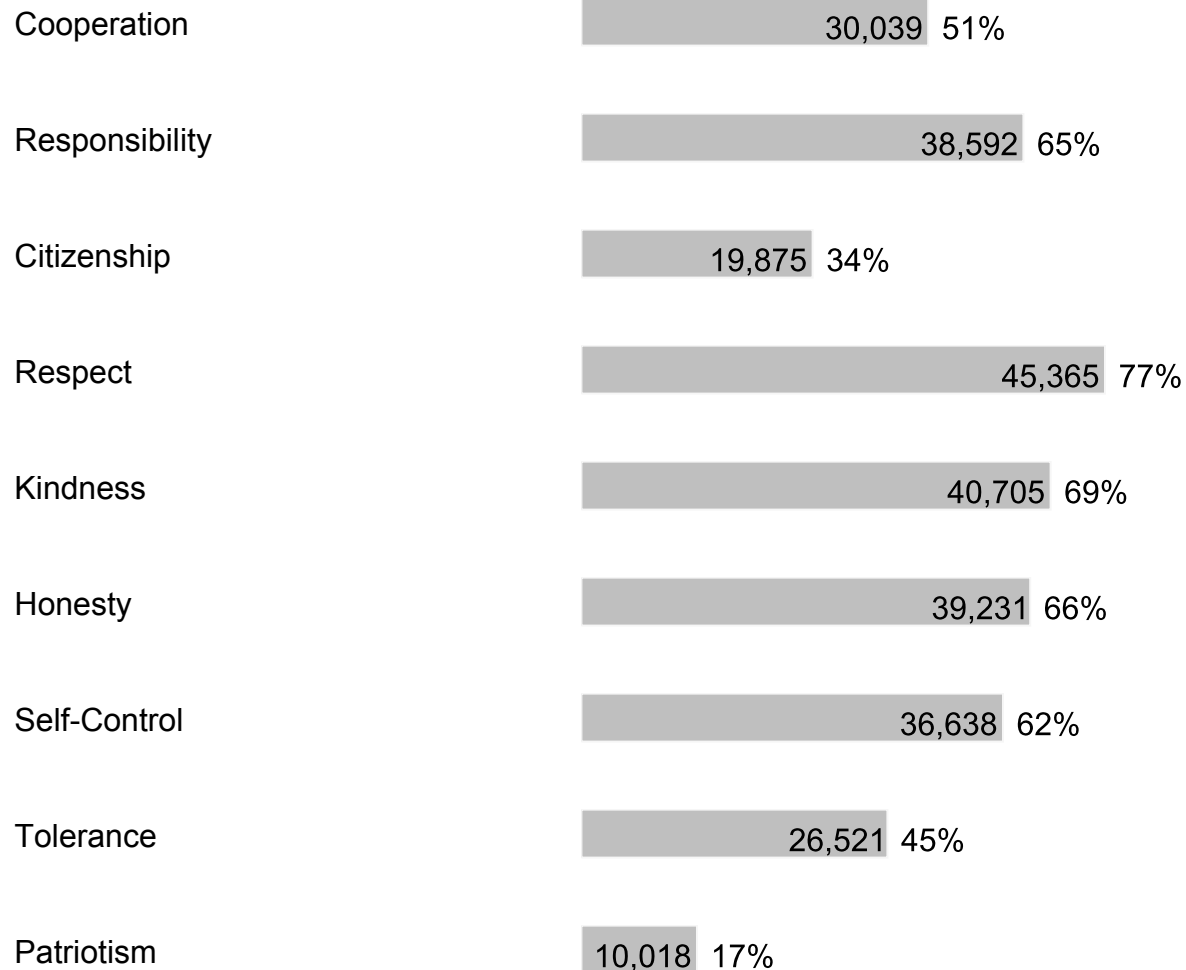


Disagree 1 2%

Strongly Disagree 0 2%


59290 respondents

10. Which character traits do you value the most in yourself and others? (check all that apply)




59290 respondents

11. I receive acknowledgement and/or praise for my strengths or accomplishments by adults at my school.



58,779 respondents


12. I enjoy eating food prepared by the cafeteria.




59,290 respondents

G. Accountability


1. In my school, a high-quality education is offered.



2. My school provides me with challenging curriculum, uses a variety of teaching methods and learning experiences to develop the skills I need to succeed.



3. My school motivates me to set academic goals and learn new things.



| | | |
|-------------------|--------|-----|
| Neutral | 22,840 | 39% |
| Disagree | 446 | 8% |
| Strongly Disagree | 94 | 5% |

58673 respondents

4. My teachers use tests, projects, presentations, and portfolios to assess my understanding of what was taught.

| | | |
|-------------------|--------|-----|
| Strongly Agree | 11,652 | 20% |
| Agree | 24,783 | 42% |
| Neutral | 16,870 | 29% |
| Disagree | 8 | 3% |
| Strongly Disagree | 3 | 2% |

| | | |
|-----|----|----|
| N/A | 67 | 4% |
|-----|----|----|

58743 respondents

5. My school prepares me for success in the next school year.

| | | |
|-------------------|--------|-----|
| Strongly Agree | 10,013 | 17% |
| Agree | 23,636 | 40% |
| Neutral | 20,774 | 35% |
| Disagree | 4 | 4% |
| Strongly Disagree | 1 | 3% |

58718 respondents

6. Lessons and materials in our school prepare us to be effective users of media and technology.

| | | |
|-------------------|--------|-----|
| Strongly Agree | 7,968 | 14% |
| Agree | 21,748 | 37% |
| Neutral | 23,792 | 41% |
| Disagree | 33 | 5% |
| Strongly Disagree | 9 | 3% |

58560 respondents

7. In class, students spend considerable amounts of time actively engaged in learning (such as solving problems, discussing ideas, creating their own work, reading, writing, speaking and researching).

| | | |
|-------------------|--------|-----|
| Strongly Agree | 7,171 | 12% |
| Agree | 19,690 | 34% |
| Neutral | 24,980 | 43% |
| Disagree | 241 | 7% |
| Strongly Disagree | 6 | 4% |

58638 respondents

8. My teachers effectively engage students in the classroom and encourage creative thinking.

| | | |
|-------------------|--------|-----|
| Strongly Agree | 7,476 | 13% |
| Agree | 21,492 | 37% |
| Neutral | 24,186 | 41% |
| Disagree | 84 | 6% |
| Strongly Disagree | 6 | 4% |

58644 respondents

9. There are few distractions during class.

| | | |
|-------------------|--------|-----|
| Strongly Agree | 9,074 | 15% |
| Agree | 16,100 | 27% |
| Neutral | 23,751 | 40% |
| Disagree | ,957 | 10% |
| Strongly Disagree | 347 | 7% |

58729 respondents

10. Students are encouraged to work in groups regularly.

| | | |
|-------------------|--------|-----|
| Strongly Agree | ,675 | 10% |
| Agree | 16,842 | 29% |
| Neutral | 27,739 | 47% |
| Disagree | ,734 | 10% |
| Strongly Disagree | 30 | 5% |

58650 respondents

11. Teachers are generally fair when it comes to grading student work.

| | | |
|----------------|--------|-----|
| Strongly Agree | 7,569 | 13% |
| Agree | 19,753 | 34% |
| Neutral | 23,826 | 41% |
| Disagree | 260 | 7% |

Strongly Disagree 64 6%
58672 respondents

12. I give class presentations or share my work with classmates.

Strongly Agree 3,697 11%
Agree 19,392 33%
Neutral 24,887 42%
Disagree 957 8%
Strongly Disagree 33 5%
58666 respondents

13. I work on assignments that challenge me and/or take more than one class period to complete.

Strongly Agree 10,338 18%
Agree 23,311 40%
Neutral 21,097 36%
Disagree 16 4%
Strongly Disagree 9 3%
58621 respondents

14. I complete meaningful homework to review what I learned in class and/or prepare for the next day's lesson.

Strongly Agree 7,895 13%
Agree 20,921 36%
Neutral 23,848 41%

Disagree 28 6%

Strongly Disagree 9 4%

58601 respondents

15. I receive feedback about my work that helps me better understand what I'm learning.

Strongly Agree 7,348 13%

Agree 20,170 34%

Neutral 24,157 41%

Disagree 553 8%

Strongly Disagree 8 4%

58656 respondents

16. I am provided opportunities to correct or improve my work.

Strongly Agree 8,048 14%

Agree 22,393 38%

Neutral 22,426 38%

Disagree 51 6%

Strongly Disagree 4 4%

58582 respondents

17. I am provided opportunities to participate in class discussions and activities.

Strongly Agree 8,614 15%

Agree 25,327 43%

| | | |
|-------------------|--------|-----|
| Neutral | 21,498 | 37% |
| Disagree | 0 | 3% |
| Strongly Disagree | 1 | 2% |

58570 respondents

18. My teachers explain their expectations so I can be successful.

| | | |
|-------------------|--------|-----|
| Strongly Agree | 9,050 | 15% |
| Agree | 23,528 | 40% |
| Neutral | 21,920 | 37% |
| Disagree | 3 | 4% |
| Strongly Disagree | 3 | 3% |

58634 respondents


19. My teachers provide me with information about how well I am doing in school.

| | | |
|-------------------|--------|-----|
| Strongly Agree | 7,918 | 14% |
| Agree | 21,353 | 36% |
| Neutral | 23,600 | 40% |
| Disagree | 07 | 6% |
| Strongly Disagree | 7 | 3% |


58605 respondents

20. Teachers regularly post information online or send home a newsletter.


| | | |
|----------------|-------|-----|
| Strongly Agree | 6,878 | 12% |
|----------------|-------|-----|




21. My teachers keep my family informed of my academic progress.




22. My school considers students' opinions when changing rules/policies and planning ways to improve the school.



23. My school shares information about school success with my community.



24. Our school uses different ways to communicate what is happening to parents and students.



H. Additional Information

1. What else would you like to tell us about your school?

Free form text answers are available in the exported CSV report



Custom Survey

1 survey(s) 59290 response(s)

157 school(s) included

Appendix

Schools

Broward County Public Schools
Larkdale Elementary School
Park Ridge Elementary School
Plantation Elementary School
The Quest Center
Welleby Elementary School
Driftwood Middle School
Pompano Beach Elementary School
Nova Middle School
Fairway Elementary School
Lanier-James Education Center
Pine Ridge Education Center
College Academy at Broward College
Westglades Middle School
Charles Drew Elementary Magnet School
Northeast High School
Banyan Elementary School
Hollywood Hills Elementary School
Stoneman Douglas High School
Floranada Elementary School
Park Lakes Elementary School
Sunset Lakes Elementary School
Deerfield Beach Elementary School
Dave Thomas Education Center
Piper High School
Coral Springs Middle School
Apollo Middle School
Eagle Point Elementary School
Lakeside Elementary School
Pompano Beach High School
Crystal Lake Middle School

Plantation Middle School
Boulevard Heights Elementary School
Hollywood Park Elementary School
Monarch High School
Oakland Park Elementary School
Cypress Elementary School
Atlantic Technical College & Technical High School
Broadview Elementary School
James S. Hunt Elementary School
Nob Hill Elementary School
Ramblewood Middle School
Tradewinds Elementary School
Coconut Creek High School
South Plantation High School
Sheridan Technical High School
Coral Glades High School
Pompano Beach Middle School
Ramblewood Elementary School
Stirling Elementary School
Nova Dwight D. Eisenhower Elementary School
Silver Ridge Elementary School
Miramar Elementary School
Western High School
Plantation High School
Driftwood Elementary School
Cypress Bay High School
Indian Ridge Middle School
Attucks Middle School
Rickards Middle School
Castle Hill Elementary School
Whiddon-Rogers Education Center
Atlantic West Elementary School
Silver Lakes Elementary School
North Side Elementary School
Margate Middle School
Dolphin Bay Elementary School
Sawgrass Elementary School
Davie Elementary School
Meadowbrook Elementary School
Bair Middle School
Nova High School
Glades Middle School
Sea Castle Elementary School

Coral Springs High School
Walter C. Young Middle School
South Broward High School
Seagull Alternative High School
Cypress Run Education Center
Indian Trace Elementary School
Griffin Elementary School
Stephen Foster Elementary School
New Renaissance Middle School
Parkside Elementary School
William T. McFatter Technical College
Silver Lakes Middle School
Lyons Creek Middle School
McNab Elementary School
Croissant Park Elementary School
Riverside Elementary School
Millennium 6-12 Collegiate Academy
Cooper City High School
Margate Elementary School
New River Middle School
J. P. Taravella High School
William Dandy Middle School
Nova Blanche Forman Elementary School
Broward Estates Elementary School
North Andrews Gardens Elementary School of the Arts
Winston Park Elementary School
Riverland Elementary School
McNicol Middle School
Coral Park Elementary School
Bennett Elementary School
Lauderdale Lakes Middle School
Cross Creek School
Robert C. Markham Elementary School
Henry D. Perry Educational Center
Oakridge Elementary School
Deerfield Park Elementary School
McArthur High School
Pioneer Middle School
Flamingo Elementary School
Whispering Pines School
Charles W. Flanagan High School
Fort Lauderdale High School
Blanche Ely High School

Bright Horizons School
Sawgrass Springs Middle School
Stranahan High School
Bayview Elementary School
Hawkes Bluff Elementary School
Cooper City Elementary School
Olsen Middle School
Seminole Middle School
Hollywood Hills High School
Royal Palm Elementary School
Deerfield Beach Middle School
Parkway Middle School of the Arts
Everglades Elementary School
Boyd H. Anderson High School
Gulfstream Academy of Hallandale Beach
Central Park Elementary School
Lauderhill 6-12
Broward Virtual Education
Deerfield Beach High School
Dillard Elementary School
Sheridan Hills Elementary School
Sheridan Park Elementary School
Hallandale All Magnet High School
Falcon Cove Middle School
Tequesta Trace Middle School
Miramar High School
Annabel C. Perry Elementary School
Sunrise Middle School
Westpine Middle School
Pines Middle School
Forest Glen Middle School
Everglades High School
Forest Hills Elementary School
Dillard High School
Coral Springs Elementary School
Silver Trail Middle School
West Broward High School
Discovery Elementary School
Beachside Montessori Village Elementary
Gulfstream Early Learning Center